



# Conceptual Framework

Presented by: Prof. Tapas Kr. Mondal



Prof. Tapas kr.  
Mondal



## ENVIRONMENT

## EXPERIENCE

## OPERATIONS

### Built Environment Design Variables

- Audio Environment
- Visual Environment
- Safety Enhancement
- Wayfinding System
- Treatment Rooms
- Family Support Spaces
- Staff Support Spaces
- Privacy/Confidentiality
- Communication

### Visitor Experience

- Patient
- Families
- Other Visitors

### Staff Experience

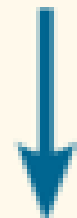
- Physicians
- Nurses
- Other Staff

### Demographics

- Gender
- Age
- Ethnicity
- Education
- Acuity
- Insurance Type
- Method of Arrival

### Organizational Outcomes

- Delivery of Efficient Care
- Delivery of Dependable Care
- Delivery of Safe Care



Prof. Tapas kr.  
Mondal

# Symptoms of Industrial Sickness

- ▶ Shortage of cash
- ▶ Deteriorating financial ratios
- ▶ Continuous decline in prices of shares
- ▶ Delay in audit of annual accounts
- ▶ Delay and default in the payment of statutory dues
- ▶ morale degradation of employees
- ▶ Debt / external fund increase

Prof. Tapas kr.

Mondal

# Causes of Industrial Sickness

```
graph TD; A[Causes of Industrial Sickness] --> B[Internal Causes for Sickness]; A --> C[External Causes for Sickness]; B --> B1[→ Lack of Finance]; B --> B2[→ Bad Production Policies]; B --> B3[→ Marketing and Sickness]; B --> B4[→ Ineffective Corporate Management]; B --> B5[→ Inappropriate Personnel Management]; C --> C1[→ Personnel Constrain]; C --> C2[→ Marketing Constraints]; C --> C3[→ Production Constraints]; C --> C4[→ Financial Constrain];
```

## Internal Causes for Sickness

- Lack of Finance
- Bad Production Policies
- Marketing and Sickness
- Ineffective Corporate Management
- Inappropriate Personnel Management

## External Causes for Sickness

- Personnel Constrain
- Marketing Constraints
- Production Constraints
- Financial Constrain

1



2



3



4

HEALTHY UNIT

TENDING TOWARDS SICKNESS

INCIPIENT OF SICKNESS

SICK

Cash Profit

+

Net Working Capital

+

Net Worth

+

Cash Loss

-

Net Working Capital

+

Net Worth

+

Cash Loss

-

Net Working Capital

-

Net Worth

+

Cash Loss

-

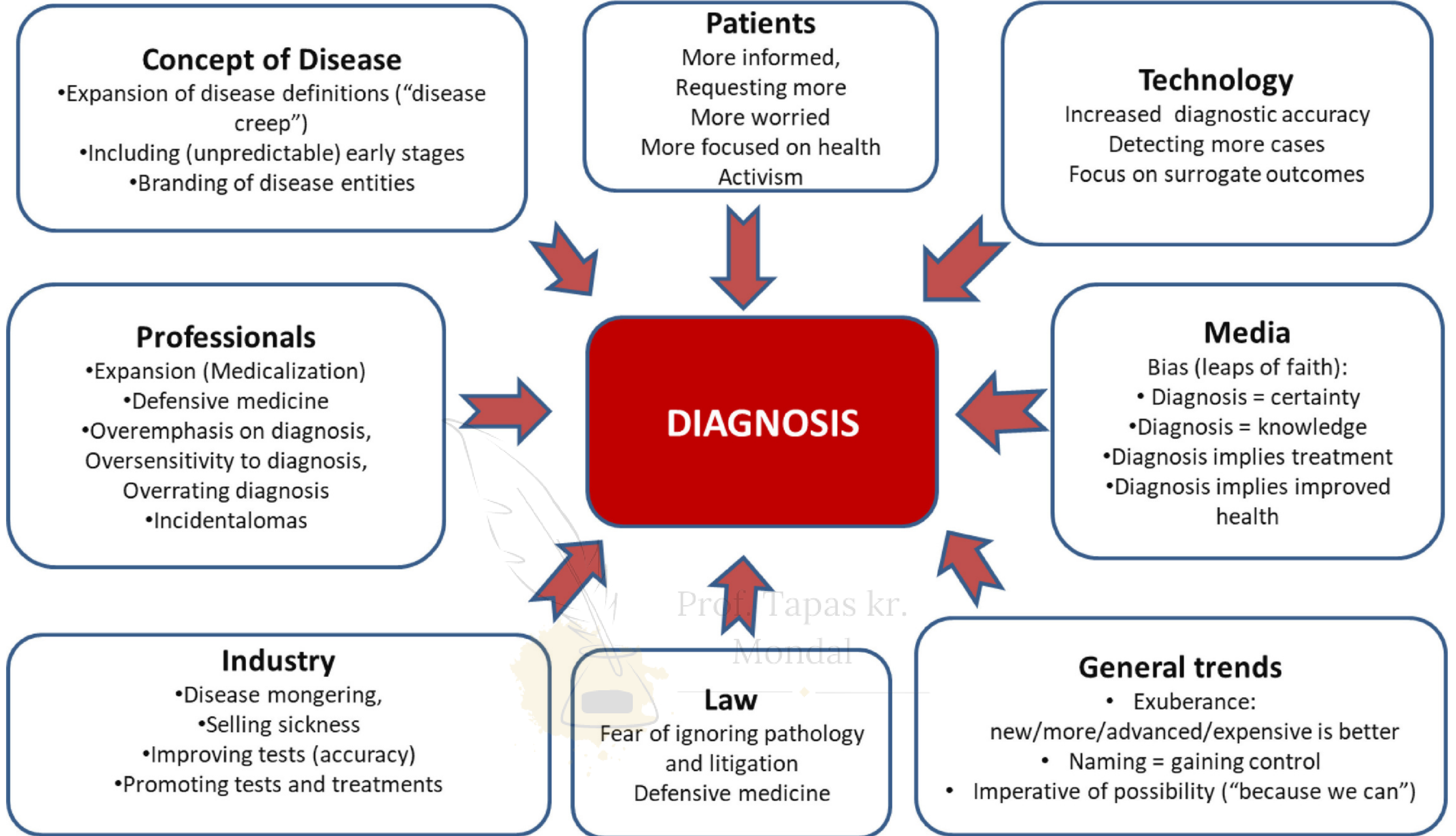
Net Working Capital

-

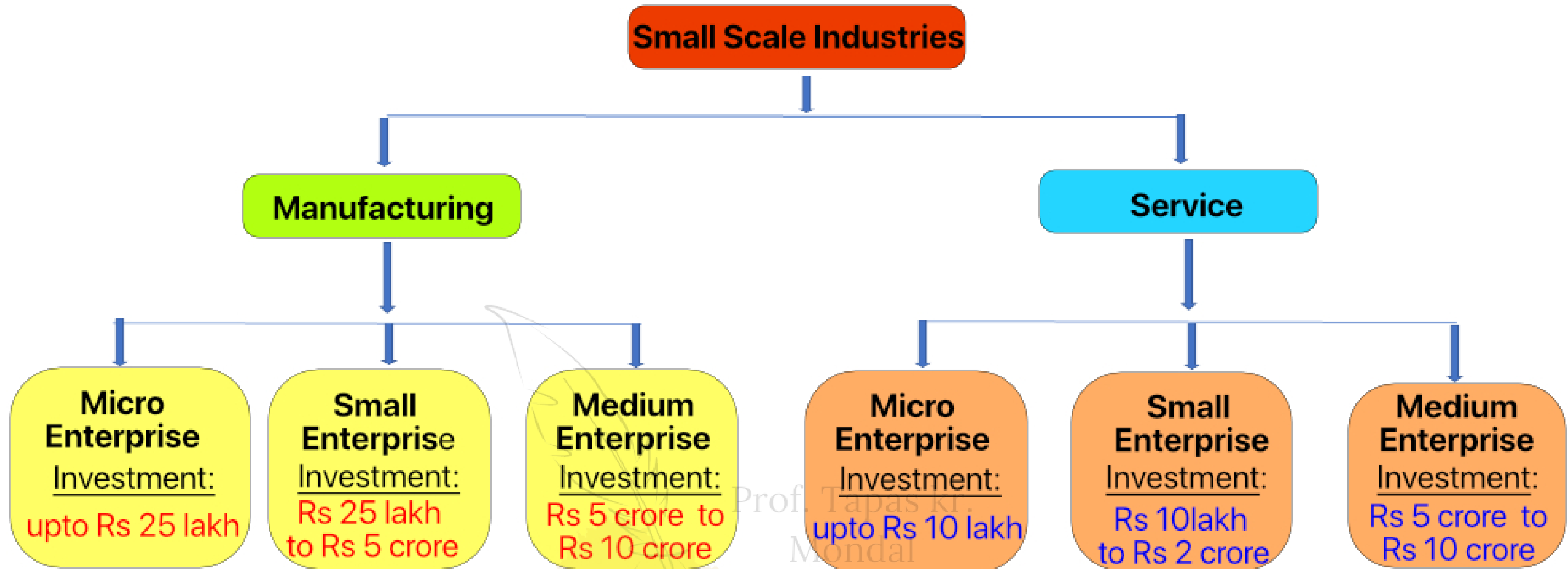
Net Worth

-

Prof. Tapas K. Mondal



# Classifications in SSI sector



# ENTERPRISES

1

- **Financial assistance**

2

- **Technical assistance**

3

- **Marketing assistance**

Prof. Tapas kr.  
Mondal



# Thank You



Prof. Tapas kr.  
Mondal

